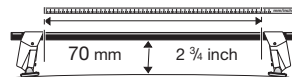

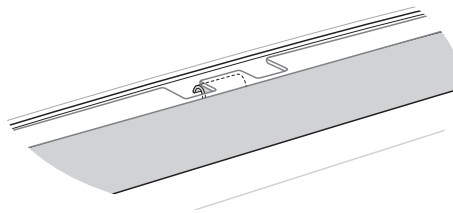
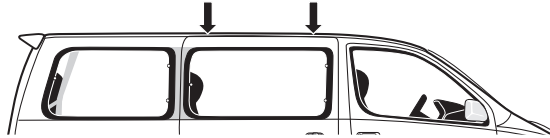
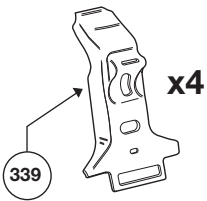
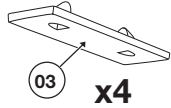
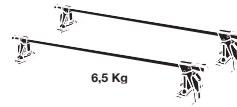
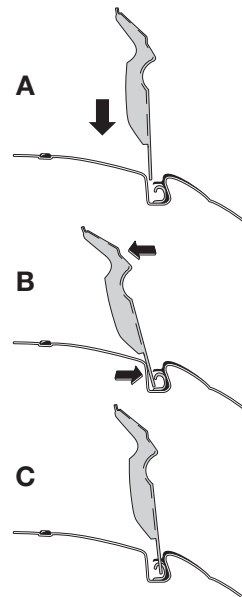


# Thule System Kit 2002

TOYOTA Granvia, 96–  
TOYOTA HiAce Regius, 97–



	Front	Rear
Granvia, 96–	1075 mm / 42 <sup>3</sup> / <sub>8</sub> inch	1075 mm / 42 <sup>3</sup> / <sub>8</sub> inch
HiAce Regius, 97–	975 mm / 38 <sup>3</sup> / <sub>8</sub> inch	975 mm / 38 <sup>3</sup> / <sub>8</sub> inch



Do not open sunroof when the load carrier is mounted.

