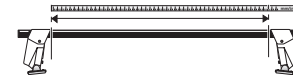
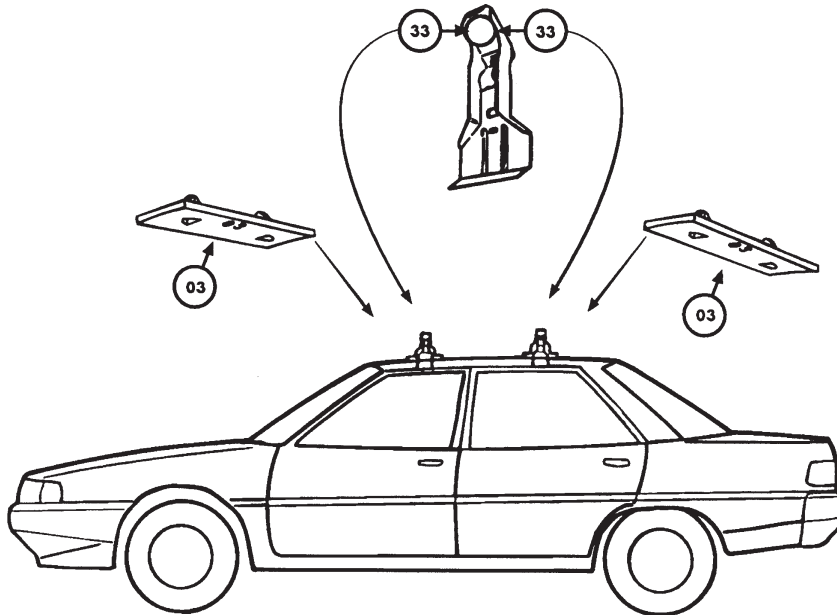
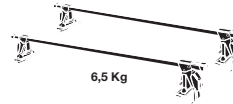


# Thule System Kit 031

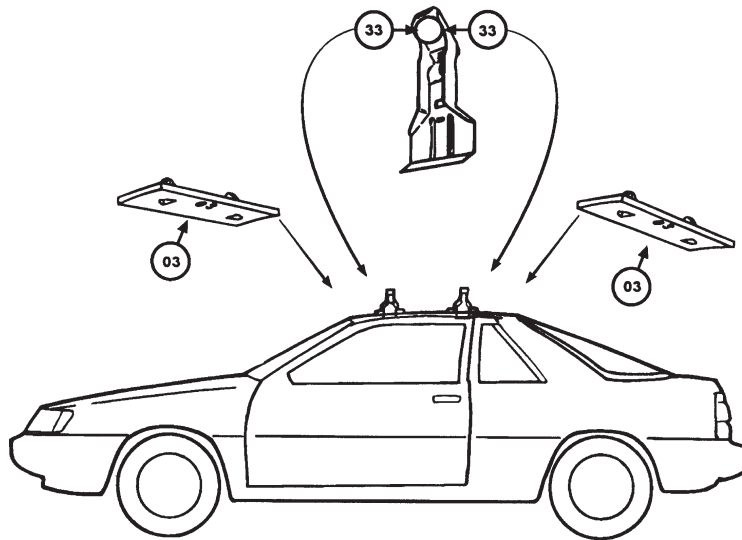
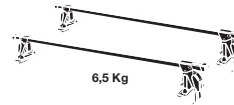
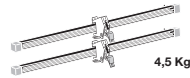
**MITSUBISHI Galant, 85-87**  
**POINTIAC Bonneville, 87-**



|                   | Front                 | Rear                 |
|-------------------|-----------------------|----------------------|
| <b>Mitsubishi</b> | 942 mm / 37 1/8 inch  | 942 mm / 37 1/8 inch |
| <b>Pontiac</b>    | 1125 mm / 44 1/4 inch | 1145 mm / 45 inch    |


# Thule System Kit 031

**NISSAN Sentra sport coupé, 87-  
NISSAN Sunny sport coupé, 87-**



## **GB ATTENTION!**

We recommend use of the THULE SRA part no. 377. Designed exclusively to maximise carrying capacity and versatility by spreading the bars equally so that loads such as sailboards, bicycles and small craft can be secured easily.



**Front**

922 mm / 36 1/4 inch

**Rear**

922 mm / 36 1/4 inch